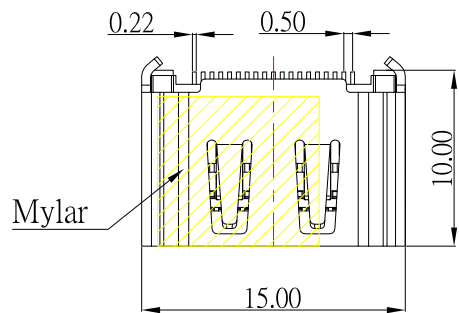


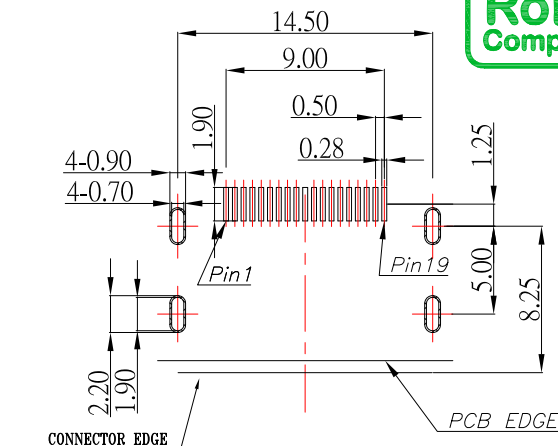


HDMI-19P-SND13Ax-S297

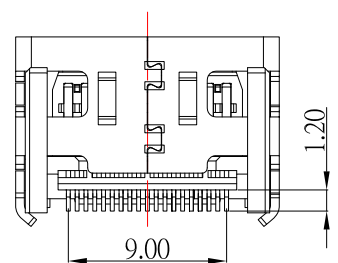
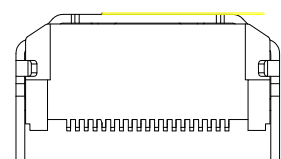
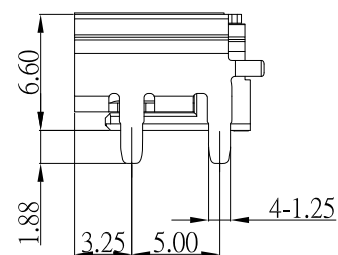
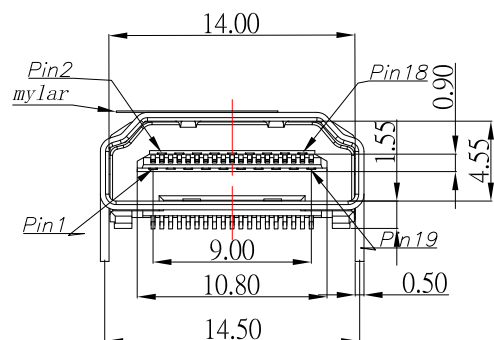


SHELL PLATED :

Blank	NI
G	GOLD



RECOMMENDED P.C.B. LAYOUT(TOP VIEW)



NOTE:

1.MATERIAL:

- 1.1 HOUSING: LCP,UL94V-0 , BLACK
- 1.2 CONTACT: BRASS
- 1.3 SHEEL: BRASS

2.PLATING :

- 2.1 CONTACT: PLATED GOLD IN MATING AREA ;
GOLD PLATED ON SOLDER BALLS ;
NICKEL UNDER PLATED OVERALL
- 2.2 SHELL: NICKEL UNDER PLATED SURFACE LAYER
OR GOLD UNDER PLATED SURFACE LAYER

3.MECHANICAL:

- 3.1 INSERTION FORCE: 4.5 Kgf MAX
- 3.2 WITHDRAWAL FORCE: 1.0 ~ 4.0 Kgf

4.ELECTRICAL:

- 4.1 RATING: 40V , 0.5A
- 4.2 CONTACT RESISTANCE: 30 mΩ Max
- 4.3 INSULATION RESISTANCE: 100MΩ Min
- 4.4 DIELECTRIC WITHSTANDING VOLTAGE: 500V AC / minute
- 4.5 OPERATING TEMPERATURE: -25°C~ 85°C
- 4.6 LIFE: 10,000 CYCLES



TOLERANCE UNLESS OTHERWISE STATED :	Up to 5 ±0.2	3RD. ANGEL'S	UNITS	MM
	Above 5 ~ 15 ±0.3			
	Above 15 ~ 30 ±0.4			
	Above 30 ~ 50 ±0.5			
	Angle ±0.3°			

DRAWN BY:	DATE	MAT'L	TITLE	CONNECTOR
Jack Lu	03/18/20		MODLE	HDMI AF SMT 反向
CHECKED BY:	DATE	SCALE	DWG NO.	HDMI-19P-SND13Ax-S297
Jacky Chen	03/18/20	1 : 1	PART NO.	HDMI-19P-SND13Ax-S297
APPROVED BY:	DATE	SHEET NO.	1 of 1	
Tony Kao	03/18/20			
				SIZE A4
				VER R4

ITEM NO.	DESCRIPTION	DRAWN	DATE
4	更新圖面	Jack	031820
3	更新PCB LAYOUT中的PIN編號	Jack	011718
2	新增LIFE	Jack	072117
1	更新為A0版	Jack	052417